

Signify Classified - Internal
Cooper Lighting Solutions Photometric Lab
1121 Highway 74 South
Peachtree City, GA 30269



Scaled data based on original data using
LM-79-08 Approved Method: Electrical and Photometric Measurements of Solid-
State Lighting Products

Test Report Prepared for
Cooper Lighting Solutions
(formerly Eaton)

Brand: STREETWORKS

Report Number: P870082

Luminaire Tested: **MEM2-HTN-SA-40-830-U-T4W-HSS**

Issue Date: 08/21/2024



Test Information

Test Method: LM-79-08
Report Number: P870082
Test Lab: INNOVATION CENTER(G3)
Issue Date: 08/21/2024
Manufacturer: COOPER LIGHTING SOLUTIONS (FORMERLY EATON)
Product Line: STREETWORKS
Catalog Number: MEM2-HTN-SA-40-830-U-T4W-HSS
Description: EPIC MODERN TALL HOUSING DISCRETE LED ARRAYS 40W 80CRI 3000K
FIXTURE w/ TYPE IV WIDE DISTRIBUTION OPTIC AND HOUSE SIDE SHIELD
Light Source: (10) 3000K CCT, 80 CRI LEDs
Ballast/Driver: ELECTRONIC DRIVER

Summary

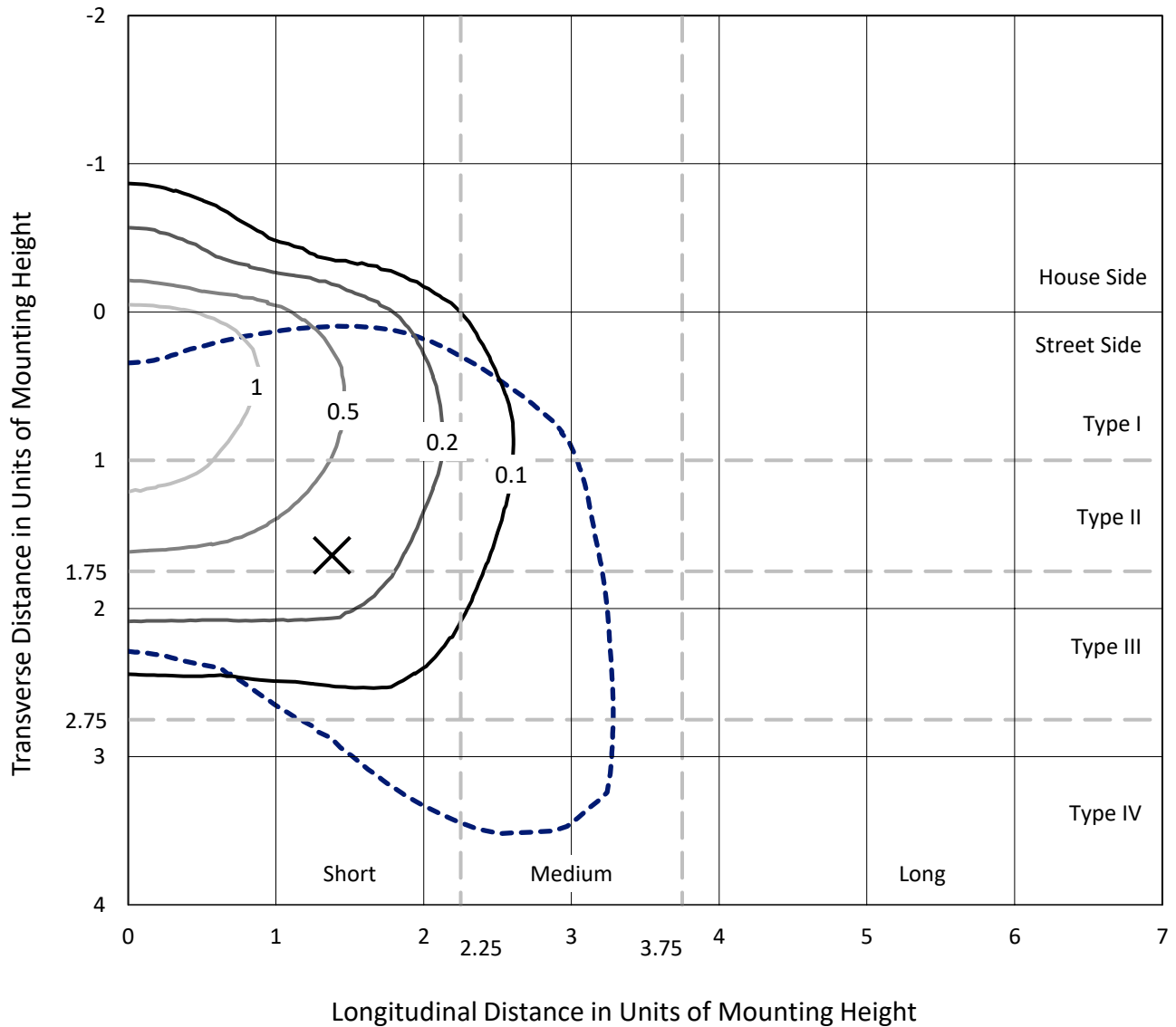
Lumens per Lamp: N/A
Luminaire Lumens: 3061.8 lumens
Efficiency: N/A
Efficacy: 93.3 lumens/watt
Luminous Opening: Rectangular (W 0.33' x L: 0.33' x H: 0')
IES Classification: Type IV - Short
BUG Rating: B0 - U0 - G1

Input Watts (W): 32.8
Input Voltage (V): 120
Input Current (A_{in}): NR
Voltage Rise (V): NR
Power Factor: 0.99
Total Harmonic Distortion (THDi): 9.76%
Frequency (hertz): 60
Stabilization Time: NR
Operation Time: NR
Ambient Temperature (°C): NR
Test Distance: 24 FT

REPORT NUMBER: P870082
 CATALOG NUMBER: MEM2-HTN-SA-40-830-U-T4W-HSS

Iso-Footcandle Lines of Horizontal Illumination

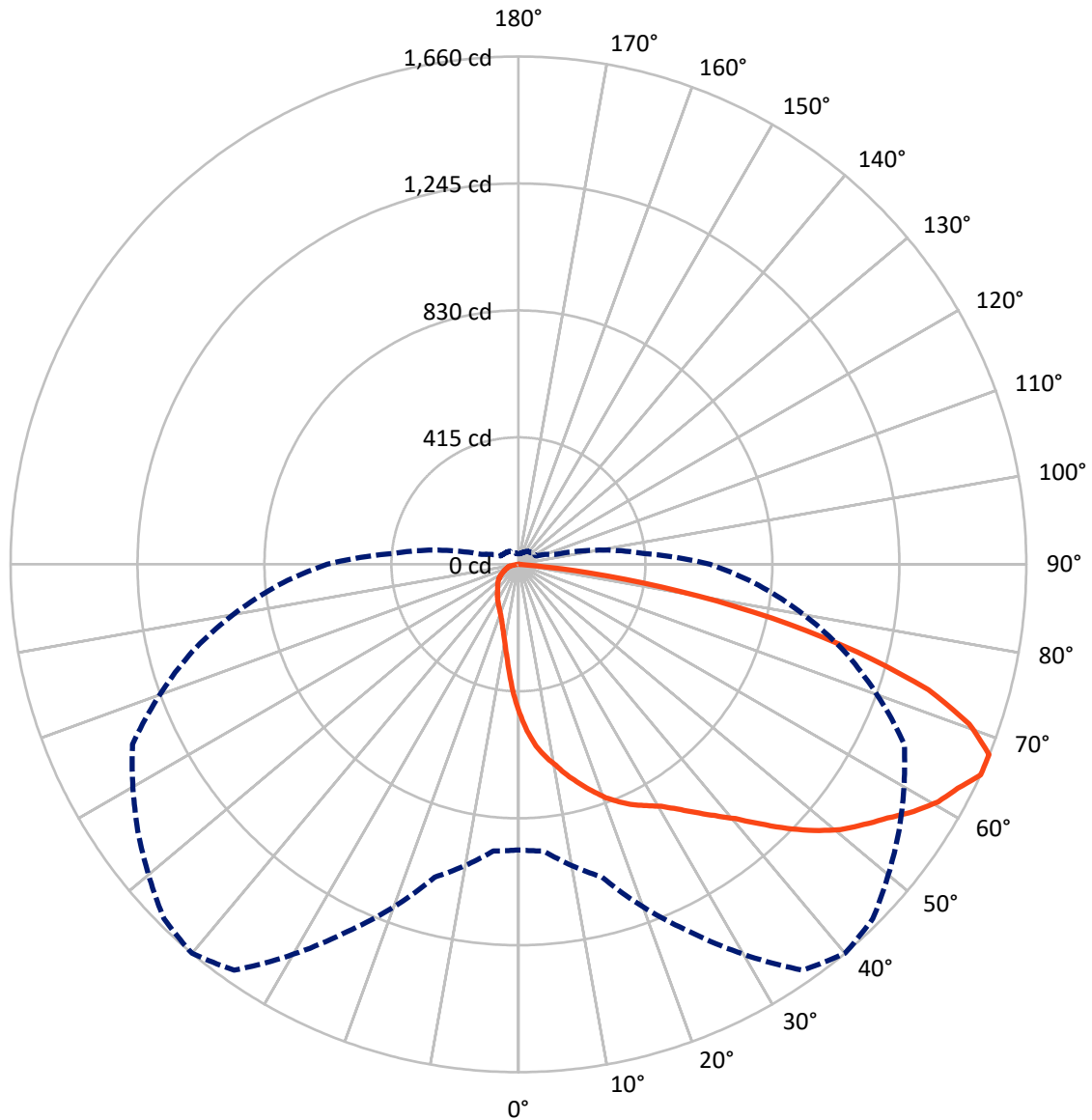
× Max cd
 - - - 1/2 Max cd



Based on 20 foot mounting height. Maximum calculated value = 1.8 fc
 Type IV - Short - N/A

REPORT NUMBER: P870082
CATALOG NUMBER: MEM2-HTN-SA-40-830-U-T4W-HSS

Luminous Intensity Polar Plot



— Vertical Plane Through 40-Deg Lateral - - - Horizontal Cone Through 65-Deg Vertical

REPORT NUMBER: P870082
 CATALOG NUMBER: MEM2-HTN-SA-40-830-U-T4W-HSS

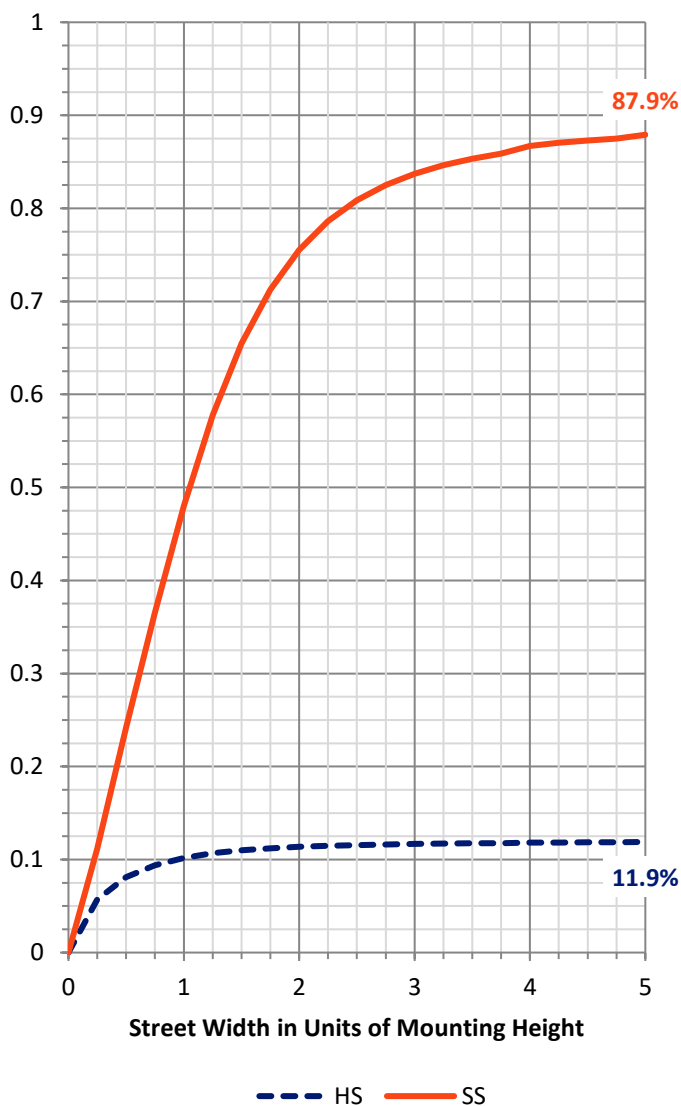
FLUX DISTRIBUTION:

		Downward	Upward	Total
House Side	Lumens	366.6	0.0	366.6
	% Fixture	12.0	0.0	12.0
Street Side	Lumens	2695.2	0.0	2695.2
	% Fixture	88.0	0.0	88.0
Total	Lumens	3061.8	0.0	3061.8
	% Fixture	100.0	0.0	100.0

ZONAL LUMENS:

Zone	Lumens	% Fixture
0°-10°	45.6	1.5
10°-20°	137.0	4.5
20°-30°	235.6	7.7
30°-40°	356.2	11.6
40°-50°	520.9	17.0
50°-60°	665.3	21.7
60°-70°	663.9	21.7
70°-80°	389.3	12.7
80°-90°	48.0	1.6
90°-100°	0.0	0.0
100°-110°	0.0	0.0
110°-120°	0.0	0.0
120°-130°	0.0	0.0
130°-140°	0.0	0.0
140°-150°	0.0	0.0
150°-160°	0.0	0.0
160°-170°	0.0	0.0
170°-180°	0.0	0.0
0°-90°	3061.8	100.0
0°-180°	3061.8	100.0

Coefficient of Utilization



REPORT NUMBER: P870082

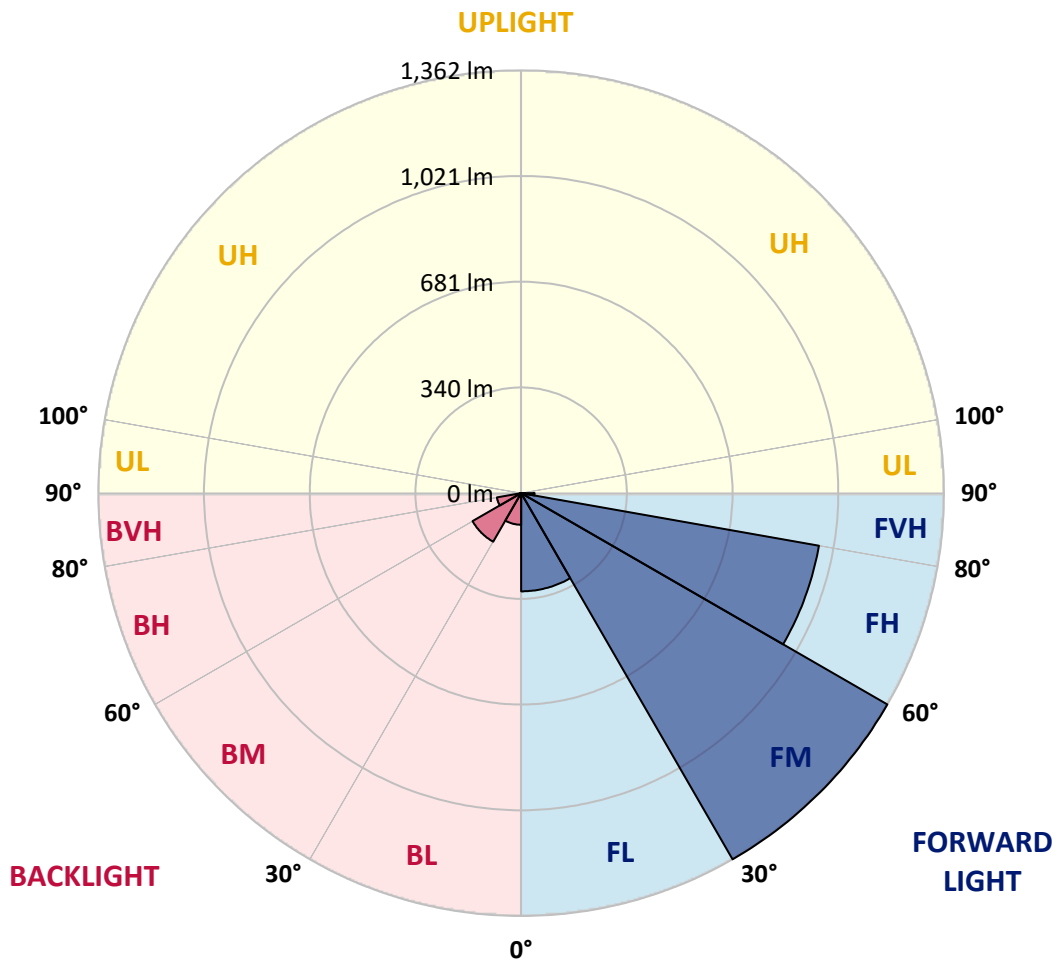
CATALOG NUMBER: MEM2-HTN-SA-40-830-U-T4W-HSS

LUMINAIRE CLASSIFICATION SYSTEM LUMEN TABLE AND BUG RATING:

Zone	Lumens	% Fixture	Zone Rating/Lumen Limit		
			B	U	G
FL (0°-30°)	316.2	10.3			
FM (30°-60°)	1361.7	44.5			
FH (60°-80°)	973.9	31.8			G1/1800
FVH (80°-90°)	43.3	1.4			G1/100
BL (0°-30°)	102.0	3.3	B0/110		
BM (30°-60°)	180.6	5.9	B0/220		
BH (60°-80°)	79.4	2.6	B0/110		G0/110
BVH (80°-90°)	4.6	0.2			G0/10
UL (90°-100°)	0.0	0.0		U0/0	
UH (100°-180°)	0.0	0.0		U0/0	

BUG Rating: B0-U0-G1

Type IV Short





REPORT NUMBER: P870082

CATALOG NUMBER: MEM2-HTN-SA-40-830-U-T4W-HSS

CANDELA DISTRIBUTION (FULL):

	0°	5°	15°	25°	35°	40°	45°	55°	65°	75°	85°
0°	486.7	486.7	486.7	486.7	486.7	486.7	486.7	486.7	486.7	486.7	486.7
2.5°	567.8	565.2	560.0	555.7	549.7	544.5	539.3	529.8	517.8	507.4	494.5
5°	623.9	619.6	616.1	611.0	600.6	596.3	592.8	573.0	552.3	530.7	502.2
7.5°	663.6	667.0	660.1	652.4	639.4	634.3	629.1	609.2	583.3	552.3	511.7
10°	709.3	710.2	701.6	692.1	678.3	667.9	661.0	636.8	608.4	573.9	522.1
12.5°	753.3	753.3	748.2	734.4	716.2	706.7	694.7	667.0	632.5	592.0	534.2
15°	788.7	790.4	786.1	775.8	755.9	743.0	730.9	699.0	655.0	612.7	543.6
17.5°	820.7	819.8	817.2	807.7	788.7	778.4	766.3	730.9	680.9	629.1	558.3
20°	842.2	842.2	841.4	836.2	822.4	814.6	799.9	762.8	709.3	653.2	573.9
22.5°	858.6	857.8	857.8	858.6	850.9	843.1	837.0	799.9	738.7	674.0	589.4
25°	872.4	871.6	874.2	875.9	872.4	870.7	863.8	835.3	774.9	698.1	604.9
27.5°	890.5	893.1	892.3	892.3	891.4	893.1	892.3	868.1	810.3	724.0	621.3
30°	919.0	923.3	920.8	917.3	917.3	918.2	922.5	906.9	851.7	755.9	639.4
32.5°	985.5	981.2	963.0	951.0	952.7	953.5	957.9	949.2	893.1	792.2	658.4
35°	1061.4	1056.2	1036.4	1008.8	999.3	995.8	995.0	989.8	938.0	831.0	680.9
37.5°	1159.8	1161.5	1132.2	1092.5	1064.0	1042.4	1038.1	1026.9	976.8	866.4	704.2
40°	1259.9	1253.0	1228.0	1189.1	1133.0	1093.3	1080.4	1064.9	1020.9	903.5	726.6
42.5°	1356.5	1343.6	1310.8	1268.5	1202.9	1159.8	1130.4	1110.6	1061.4	944.1	748.2
45°	1482.5	1445.4	1386.7	1348.8	1266.8	1231.4	1204.7	1160.6	1109.7	984.6	774.1
47.5°	1581.8	1510.1	1456.6	1440.2	1333.2	1300.4	1276.3	1215.0	1158.9	1030.3	800.8
50°	1563.6	1519.6	1506.7	1492.0	1383.3	1363.4	1341.0	1277.1	1209.0	1078.7	826.7
52.5°	1517.0	1522.2	1538.6	1513.6	1427.3	1413.5	1398.8	1343.6	1259.0	1118.4	850.0
55°	1479.9	1490.3	1534.3	1526.5	1479.9	1464.4	1454.0	1409.2	1307.3	1154.6	869.8
57.5°	1412.6	1404.0	1459.2	1549.0	1536.0	1523.9	1513.6	1478.2	1356.5	1180.5	882.8
60°	1306.5	1274.6	1348.8	1521.4	1574.9	1576.6	1570.5	1530.0	1396.2	1180.5	875.9
62.5°	1157.2	1127.0	1218.5	1429.0	1595.6	1612.0	1608.5	1548.1	1413.5	1154.6	849.1
65°	933.7	940.6	1058.8	1324.6	1619.7	1660.3	1638.7	1518.8	1391.9	1104.6	788.7
67.5°	745.6	766.3	872.4	1189.1	1608.5	1659.4	1629.2	1435.9	1299.6	1034.7	696.4
70°	588.5	602.3	690.3	1006.2	1510.1	1563.6	1525.7	1309.1	1143.4	926.8	579.0
72.5°	459.9	472.9	548.0	805.1	1339.3	1401.4	1353.9	1138.2	948.4	786.1	459.9
75°	349.5	359.0	415.1	620.5	1066.6	1144.3	1109.7	911.3	740.4	622.2	352.1
77.5°	225.2	238.2	301.2	434.9	753.3	846.5	850.9	680.9	532.4	449.6	258.9
80°	149.3	154.5	193.3	283.0	463.4	535.9	560.9	459.9	340.0	286.5	186.4
82.5°	62.1	69.0	92.3	142.4	232.1	233.0	266.6	194.2	138.1	121.7	78.5
85°	1.7	3.5	2.6	6.9	6.0	9.5	11.2	15.5	11.2	12.1	12.1
87.5°	0.0	0.0	0.9	0.9	1.7	1.7	1.7	1.7	1.7	2.6	1.7
90°	0.0	0.0	0.0	0.0	0.0	0.0	0.0	0.0	0.0	0.0	0.0



REPORT NUMBER: P870082

CATALOG NUMBER: MEM2-HTN-SA-40-830-U-T4W-HSS

CANDELA DISTRIBUTION (continued):

	90°	95°	105°	115°	125°	135°	145°	155°	165°	175°	180°
0°	486.7	486.7	486.7	486.7	486.7	486.7	486.7	486.7	486.7	486.7	486.7
2.5°	488.4	480.7	465.1	453.0	440.1	430.6	422.0	412.5	406.4	407.3	401.3
5°	488.4	473.8	442.7	415.1	390.0	371.9	352.1	336.5	325.3	323.6	328.8
7.5°	491.0	466.8	420.2	378.8	344.3	315.8	295.1	279.6	271.8	266.6	265.8
10°	493.6	461.7	399.5	346.9	303.8	272.7	254.6	237.3	228.7	227.8	225.2
12.5°	495.3	455.6	380.6	315.0	270.1	240.8	222.6	208.8	201.9	201.9	201.1
15°	501.4	453.9	360.7	290.8	244.2	215.7	200.2	189.0	184.7	182.1	181.2
17.5°	506.5	450.5	343.4	266.6	220.9	195.9	181.2	173.5	169.1	167.4	166.5
20°	514.3	448.7	327.1	246.8	203.7	179.5	168.3	161.4	158.8	157.1	157.1
22.5°	522.1	447.0	310.7	229.5	189.0	167.4	157.1	151.0	148.4	147.6	146.7
25°	531.6	446.1	296.8	214.9	176.0	157.9	148.4	143.2	139.8	138.1	138.1
27.5°	541.1	447.0	283.0	200.2	164.8	149.3	139.8	133.8	131.2	127.7	128.6
30°	554.0	447.9	271.8	188.1	155.3	140.7	132.0	124.3	120.8	119.1	119.1
32.5°	566.9	451.3	260.6	176.9	145.8	133.8	123.4	116.5	112.2	111.3	110.5
35°	580.8	453.9	250.3	167.4	138.1	126.0	115.6	108.7	105.3	104.4	104.4
37.5°	596.3	458.2	242.5	158.8	130.3	118.2	108.7	101.8	99.2	98.4	98.4
40°	612.7	465.1	236.4	151.0	124.3	111.3	102.7	96.6	94.9	94.1	94.1
42.5°	629.1	471.2	231.3	145.0	118.2	105.3	98.4	92.3	89.7	89.7	89.7
45°	644.6	475.5	226.1	138.9	112.2	101.0	93.2	88.0	85.4	85.4	85.4
47.5°	658.4	479.8	218.3	132.9	106.1	94.9	88.9	83.7	81.1	81.1	81.1
50°	673.1	482.4	209.7	125.1	100.1	90.6	84.6	78.5	76.8	75.9	75.9
52.5°	685.2	482.4	198.5	117.4	93.2	84.6	79.4	74.2	71.6	69.9	69.9
55°	693.8	482.4	186.4	107.9	86.3	79.4	74.2	69.0	65.6	63.0	63.0
57.5°	699.0	479.8	172.6	96.6	79.4	72.5	69.0	63.0	56.1	50.9	49.2
60°	694.7	472.0	157.9	84.6	71.6	66.4	63.9	56.1	46.6	44.0	44.0
62.5°	676.5	453.9	143.2	74.2	65.6	60.4	57.8	49.2	42.3	39.7	39.7
65°	625.6	409.9	125.1	64.7	58.7	55.2	51.8	44.0	38.0	34.5	34.5
67.5°	551.4	353.8	104.4	57.0	52.6	50.1	47.5	39.7	33.7	30.2	30.2
70°	447.0	285.6	88.9	50.1	46.6	44.9	42.3	36.2	29.3	26.8	26.8
72.5°	351.2	224.4	74.2	44.9	43.1	39.7	38.0	31.9	26.8	24.2	24.2
75°	261.5	167.4	65.6	39.7	39.7	35.4	34.5	28.5	23.3	21.6	21.6
77.5°	192.4	124.3	57.0	34.5	34.5	31.1	29.3	25.0	21.6	19.8	19.8
80°	130.3	84.6	42.3	25.9	25.9	25.0	23.3	21.6	18.1	16.4	15.5
82.5°	55.2	35.4	20.7	12.9	12.1	9.5	7.8	6.0	6.0	5.2	5.2
85°	9.5	4.3	4.3	3.5	2.6	2.6	2.6	1.7	1.7	1.7	1.7
87.5°	1.7	1.7	1.7	1.7	1.7	1.7	0.9	0.9	0.9	0.9	0.9
90°	0.0	0.0	0.0	0.0	0.0	0.0	0.0	0.0	0.0	0.0	0.0

Cooper Lighting Solutions Photometric Lab
1121 Highway 74 South
Peachtree City, GA 30269



LM-79-2019: Approved Method: Electrical and Photometric Measurements of Solid-State Lighting Products

Report Prepared for

Cooper Lighting Solutions

Streetworks

Report Number: SP1-2407-157-7

Test Date: 09/05/2024

Luminaire Tested: MEM2-HTN-SA-40-830-U-5WQ

Data in this report applies to families of products including MEM2-HTN-SA-40-830-U-5WQ

Test Information

Test Method: LM-79-2019
 Report Number: SP1-2407-157-7
 Test Lab: COOPER LIGHTING SOLUTIONS
 Photometer: SP1 - 76IN SPHERE
 Measurement Geometry: 4π
 Issue Date: 09/05/2024
 Manufacturer: COOPER LIGHTING SOLUTIONS
 Product Line: Streetworks
 Catalog Number: **MEM2-HTN-SA-40-830-U-5WQ**
 Description: Epic Modern Light Square 40W 5WQ Optic

Spectral Parameters

CCT (K): 3126
 CIE u': 0.2465
 CIE v': 0.5182
 Duv: -0.0004
 CIE x: 0.4277
 CIE y: 0.3997
 CIE z: 0.1727
 Peak Wavelength (nm): 601
 Dominant Wavelength (nm): 582
 Purity: 48.31913
 Rf: 84.4
 Rg: 94.7

CRI (Ra):	82.6		
R1:	81.4	R9:	5.1
R2:	92.2	R10:	82.2
R3:	94.9	R11:	79.8
R4:	80.1	R12:	70.4
R5:	81.8	R13:	84.2
R6:	90.5	R14:	97.9
R7:	81.8	R15:	73.6
R8:	58.0		



Test Conditions

Stabilization Time: 22M
 Operation Time: 1H 22M
 Sphere Temperature (°C): 24.3

REPORT NUMBER: SP1-2407-157-7

Measurement and Test Equipment			
Instrument	Identification Number	Calibration Date	Calibration Due Date
Photometer	IN0058	6/18/2024	12/18/2024
Power Meter	INXT2011004	2/8/2024	2/8/2025
AC Power Source	IN0063	10/24/2023	10/24/2024
DC Power Source	IN0208	10/24/2023	10/24/2024
Sphere Thermometer	IN0085	10/24/2023	10/24/2024
Room Thermometer	IN0046	10/24/2023	10/24/2024

REPORT NUMBER: SP1-2407-157-7

CIE 1931 Chromaticity Diagram



CIE 1931 Chromaticity Diagram with 2017 ANSI 7-Step and 4-Step Quadrangles



CCT = 3126K
 CIE x = 0.4277
 CIE y = 0.3997
 Duv = -0.0004

Point lies inside the ANSI 3000K 4-step quadrangle

REPORT NUMBER: SP1-2407-157-7

Photopic Flux vs. Wavelength



Photopic Lumens: NR

λ (nm)	Power W [^] /nm	Lumens (ϕ /nm)	λ (nm)	Power W [^] /nm	Lumens (ϕ /nm)	λ (nm)	Power W [^] /nm	Lumens (ϕ /nm)	λ (nm)	Power W [^] /nm	Lumens (ϕ /nm)	λ (nm)	Power W [^] /nm	Lumens (ϕ /nm)
360	0	NR	490	258	NR	620	908	NR	750	26	NR	880	1	NR
365	0	NR	495	297	NR	625	857	NR	755	22	NR	885	0	NR
370	0	NR	500	345	NR	630	801	NR	760	19	NR	890	0	NR
375	0	NR	505	391	NR	635	738	NR	765	16	NR	895	0	NR
380	0	NR	510	426	NR	640	675	NR	770	14	NR	900	0	NR
385	0	NR	515	456	NR	645	610	NR	775	12	NR	905	0	NR
390	0	NR	520	480	NR	650	547	NR	780	10	NR	910	0	NR
395	0	NR	525	500	NR	655	488	NR	785	9	NR	915	0	NR
400	0	NR	530	517	NR	660	429	NR	790	7	NR	920	0	NR
405	2	NR	535	538	NR	665	378	NR	795	6	NR	925	0	NR
410	4	NR	540	558	NR	670	328	NR	800	5	NR	930	0	NR
415	9	NR	545	584	NR	675	285	NR	805	5	NR	935	0	NR
420	16	NR	550	611	NR	680	247	NR	810	4	NR	940	0	NR
425	31	NR	555	646	NR	685	212	NR	815	3	NR	945	0	NR
430	56	NR	560	687	NR	690	183	NR	820	3	NR	950	0	NR
435	101	NR	565	731	NR	695	156	NR	825	3	NR	955	0	NR
440	178	NR	570	780	NR	700	133	NR	830	2	NR	960	0	NR
445	323	NR	575	832	NR	705	114	NR	835	2	NR	965	0	NR
450	566	NR	580	883	NR	710	96	NR	840	2	NR	970	0	NR
455	645	NR	585	927	NR	715	82	NR	845	1	NR	975	0	NR
460	457	NR	590	963	NR	720	70	NR	850	1	NR	980	0	NR
465	365	NR	595	985	NR	725	59	NR	855	1	NR	985	0	NR
470	317	NR	600	998	NR	730	50	NR	860	1	NR	990	0	NR
475	244	NR	605	994	NR	735	43	NR	865	1	NR	995	0	NR
480	218	NR	610	978	NR	740	36	NR	870	1	NR	1000	0	NR
485	233	NR	615	947	NR	745	31	NR	875	1	NR			

REPORT NUMBER: SP1-2407-157-7

Scotopic Flux vs. Wavelength



Scotopic Lumens: NR S/P: 1.42

λ (nm)	Power W [^] /nm	Lumens (φ/nm)	λ (nm)	Power W [^] /nm	Lumens (φ/nm)	λ (nm)	Power W [^] /nm	Lumens (φ/nm)	λ (nm)	Power W [^] /nm	Lumens (φ/nm)	λ (nm)	Power W [^] /nm	Lumens (φ/nm)
360	0	NR	490	258	NR	620	908	NR	750	26	NR	880	1	NR
365	0	NR	495	297	NR	625	857	NR	755	22	NR	885	0	NR
370	0	NR	500	345	NR	630	801	NR	760	19	NR	890	0	NR
375	0	NR	505	391	NR	635	738	NR	765	16	NR	895	0	NR
380	0	NR	510	426	NR	640	675	NR	770	14	NR	900	0	NR
385	0	NR	515	456	NR	645	610	NR	775	12	NR	905	0	NR
390	0	NR	520	480	NR	650	547	NR	780	10	NR	910	0	NR
395	0	NR	525	500	NR	655	488	NR	785	9	NR	915	0	NR
400	0	NR	530	517	NR	660	429	NR	790	7	NR	920	0	NR
405	2	NR	535	538	NR	665	378	NR	795	6	NR	925	0	NR
410	4	NR	540	558	NR	670	328	NR	800	5	NR	930	0	NR
415	9	NR	545	584	NR	675	285	NR	805	5	NR	935	0	NR
420	16	NR	550	611	NR	680	247	NR	810	4	NR	940	0	NR
425	31	NR	555	646	NR	685	212	NR	815	3	NR	945	0	NR
430	56	NR	560	687	NR	690	183	NR	820	3	NR	950	0	NR
435	101	NR	565	731	NR	695	156	NR	825	3	NR	955	0	NR
440	178	NR	570	780	NR	700	133	NR	830	2	NR	960	0	NR
445	323	NR	575	832	NR	705	114	NR	835	2	NR	965	0	NR
450	566	NR	580	883	NR	710	96	NR	840	2	NR	970	0	NR
455	645	NR	585	927	NR	715	82	NR	845	1	NR	975	0	NR
460	457	NR	590	963	NR	720	70	NR	850	1	NR	980	0	NR
465	365	NR	595	985	NR	725	59	NR	855	1	NR	985	0	NR
470	317	NR	600	998	NR	730	50	NR	860	1	NR	990	0	NR
475	244	NR	605	994	NR	735	43	NR	865	1	NR	995	0	NR
480	218	NR	610	978	NR	740	36	NR	870	1	NR	1000	0	NR
485	233	NR	615	947	NR	745	31	NR	875	1	NR			

REPORT NUMBER: SP1-2407-157-7

Melanopic Flux vs. Wavelength



Melanopic Lumens: NR

M/P: 2.79

λ (nm)	Power W [^] /nm	Lumens (φ/nm)	λ (nm)	Power W [^] /nm	Lumens (φ/nm)	λ (nm)	Power W [^] /nm	Lumens (φ/nm)	λ (nm)	Power W [^] /nm	Lumens (φ/nm)	λ (nm)	Power W [^] /nm	Lumens (φ/nm)
360	0	NR	490	258	NR	620	908	NR	750	26	NR	880	1	NR
365	0	NR	495	297	NR	625	857	NR	755	22	NR	885	0	NR
370	0	NR	500	345	NR	630	801	NR	760	19	NR	890	0	NR
375	0	NR	505	391	NR	635	738	NR	765	16	NR	895	0	NR
380	0	NR	510	426	NR	640	675	NR	770	14	NR	900	0	NR
385	0	NR	515	456	NR	645	610	NR	775	12	NR	905	0	NR
390	0	NR	520	480	NR	650	547	NR	780	10	NR	910	0	NR
395	0	NR	525	500	NR	655	488	NR	785	9	NR	915	0	NR
400	0	NR	530	517	NR	660	429	NR	790	7	NR	920	0	NR
405	2	NR	535	538	NR	665	378	NR	795	6	NR	925	0	NR
410	4	NR	540	558	NR	670	328	NR	800	5	NR	930	0	NR
415	9	NR	545	584	NR	675	285	NR	805	5	NR	935	0	NR
420	16	NR	550	611	NR	680	247	NR	810	4	NR	940	0	NR
425	31	NR	555	646	NR	685	212	NR	815	3	NR	945	0	NR
430	56	NR	560	687	NR	690	183	NR	820	3	NR	950	0	NR
435	101	NR	565	731	NR	695	156	NR	825	3	NR	955	0	NR
440	178	NR	570	780	NR	700	133	NR	830	2	NR	960	0	NR
445	323	NR	575	832	NR	705	114	NR	835	2	NR	965	0	NR
450	566	NR	580	883	NR	710	96	NR	840	2	NR	970	0	NR
455	645	NR	585	927	NR	715	82	NR	845	1	NR	975	0	NR
460	457	NR	590	963	NR	720	70	NR	850	1	NR	980	0	NR
465	365	NR	595	985	NR	725	59	NR	855	1	NR	985	0	NR
470	317	NR	600	998	NR	730	50	NR	860	1	NR	990	0	NR
475	244	NR	605	994	NR	735	43	NR	865	1	NR	995	0	NR
480	218	NR	610	978	NR	740	36	NR	870	1	NR	1000	0	NR
485	233	NR	615	947	NR	745	31	NR	875	1	NR			

Summary

$R_f = 84.4$
 $R_g = 94.7$
 $CIE R_a = 82.6$
 $R_9 = 5.1$

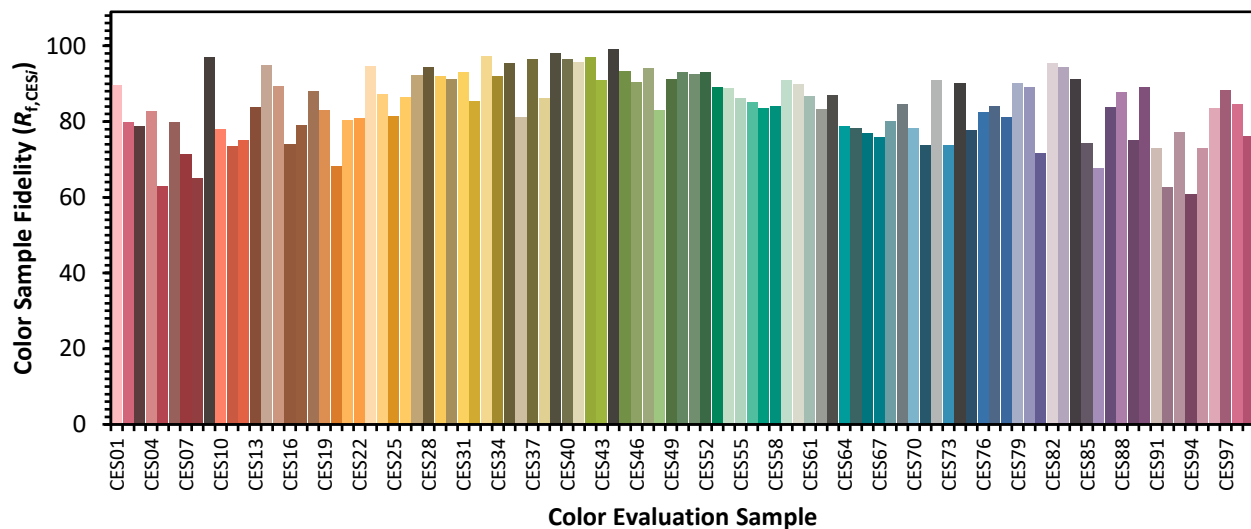


Color Vector Graphics



Individual Sample Fidelity Index ($R_{f,i}$)

CES01 = 86	CES26 = 86	CES51 = 93	CES76 = 82
CES02 = 63	CES27 = 92	CES52 = 93	CES77 = 84
CES03 = 31	CES28 = 94	CES53 = 89	CES78 = 81
CES04 = 70	CES29 = 92	CES54 = 89	CES79 = 90
CES05 = 49	CES30 = 91	CES55 = 86	CES80 = 89
CES06 = 51	CES31 = 93	CES56 = 85	CES81 = 72
CES07 = 42	CES32 = 85	CES57 = 83	CES82 = 95
CES08 = 41	CES33 = 97	CES58 = 84	CES83 = 94
CES09 = 29	CES34 = 92	CES59 = 91	CES84 = 91
CES10 = 76	CES35 = 96	CES60 = 90	CES85 = 74
CES11 = 59	CES36 = 81	CES61 = 87	CES86 = 68
CES12 = 65	CES37 = 96	CES62 = 83	CES87 = 84
CES13 = 43	CES38 = 86	CES63 = 87	CES88 = 88
CES14 = 74	CES39 = 98	CES64 = 79	CES89 = 75
CES15 = 71	CES40 = 96	CES65 = 78	CES90 = 89
CES16 = 47	CES41 = 96	CES66 = 77	CES91 = 73
CES17 = 50	CES42 = 97	CES67 = 76	CES92 = 63
CES18 = 56	CES43 = 91	CES68 = 80	CES93 = 77
CES19 = 72	CES44 = 99	CES69 = 85	CES94 = 61
CES20 = 66	CES45 = 93	CES70 = 78	CES95 = 73
CES21 = 87	CES46 = 90	CES71 = 74	CES96 = 84
CES22 = 79	CES47 = 94	CES72 = 91	CES97 = 88
CES23 = 92	CES48 = 83	CES73 = 74	CES98 = 85
CES24 = 91	CES49 = 91	CES74 = 90	CES99 = 76
CES25 = 72	CES50 = 93	CES75 = 78	



Color Rendition by Hue-Angle Bin



Measure Comparisons



(END OF REPORT)